


EJECUCION PRESUPUESTARIA DE INGRESOS CORRESPONDIENTE AL 1er. CUATRIMESTRE DEL AÑO 2019 - FONACIDE
ENTIDAD: 149 YBYCUI


NIVEL: 30 MUNICIPALIDADES


| Grup | Código | | Descripción | Presupuesto Inicial | Modificación | Presupuesto Vigente | Acumulado Cuat. Vencido | Devengado/Recaudado | | | | Acumulado Cuat. Vencido | Total Devengado | Total Recaudado | % de Ejecución |
|------|--------|-----|--|---------------------|--------------|---------------------|-------------------------|---------------------|------------|-------------|-------------|-------------------------|-----------------|-----------------|----------------|
| | Subg | Det | | | | | | Enero | Febrero | Marzo | Abril | | | | |
| 100 | | | TOTAL INGRESOS | 1,019,431,786 | 320,205,311 | 1,339,637,097 | - | 309,313,435 | 95,329,818 | 724,848,564 | 724,848,564 | 724,848,564 | 54,11% | | |
| | | | INGRESOS CORRIENTES | 305,829,536 | - | 305,829,536 | - | 92,794,030 | 28,598,945 | 121,392,975 | 121,392,975 | 121,392,975 | 39,69% | | |
| 150 | | | TRANSFERENCIAS CORRIENTES | 305,829,536 | - | 305,829,536 | - | 92,794,030 | 28,598,945 | 121,392,975 | 121,392,975 | 121,392,975 | 39,69% | | |
| | 153 | | Transf. Consolidables de Ent. y Org. del Estado por Cop | 305,829,536 | - | 305,829,536 | - | 92,794,030 | 28,598,945 | 121,392,975 | 121,392,975 | 121,392,975 | 39,69% | | |
| | 153 | 070 | Aportes del Gobierno Central con FONACIDE 2018 | - | - | - | - | 31,126,001 | - | 31,126,001 | 31,126,001 | 31,126,001 | #DIV/0! | | |
| | 153 | 070 | Aportes del Gobierno Central con FONACIDE 2019 | 305,829,536 | - | 305,829,536 | - | 61,668,029 | 28,598,945 | 90,266,974 | 90,266,974 | 90,266,974 | 29,52% | | |
| 200 | | | INGRESOS DE CAPITAL | 713,602,250 | - | 713,602,250 | - | 216,519,405 | 66,730,873 | 283,250,278 | 283,250,278 | 283,250,278 | 39,69% | | |
| 220 | | | TRANSFERENCIAS DE CAPITAL | 713,602,250 | - | 713,602,250 | - | 216,519,405 | 66,730,873 | 283,250,278 | 283,250,278 | 283,250,278 | 39,69% | | |
| | 223 | | Transf. Consolidables de Ent. Y Org. del Est. por Copart | 713,602,250 | - | 713,602,250 | - | 216,519,405 | 66,730,873 | 283,250,278 | 283,250,278 | 283,250,278 | 39,69% | | |
| | 223 | 070 | Aportes del Gobierno Central con FONACIDE 2018 | - | - | - | - | 72,627,366 | 72,627,366 | 72,627,366 | 72,627,366 | 72,627,366 | #DIV/0! | | |
| | 223 | 070 | Aportes del Gobierno Central con FONACIDE 2019 | 713,602,250 | - | 713,602,250 | - | 143,892,069 | 66,730,873 | 210,622,942 | 210,622,942 | 210,622,942 | 29,52% | | |
| 300 | | | RECURSOS DE FINANCIAMIENTO | - | 320,205,311 | 320,205,311 | - | - | - | 320,205,311 | 320,205,311 | 320,205,311 | 100,00% | | |
| | 340 | | SALDO INICIAL EN CAJA | - | 320,205,311 | 320,205,311 | - | - | - | 320,205,311 | 320,205,311 | 320,205,311 | 100,00% | | |
| | 341 | | Saldo inicial de Recursos de Royalties y Compensacion | - | 320,205,311 | 320,205,311 | - | - | - | 320,205,311 | 320,205,311 | 320,205,311 | 100,00% | | |
| | 343 | 010 | Saldo inicial de Tesoreria (varias) Fonacide | - | 320,205,311 | 320,205,311 | - | - | - | 320,205,311 | 320,205,311 | 320,205,311 | 100,00% | | |


María B. Sanjurjo
 Secretaria General




 José María Lozano Freije
 Director de Administración y Finanzas


RC & ASOCIADOS
 Lic. Gustavo Recalde
 RUC: 1408870-0




María Del Carmen Benítez Díaz
 Intendencia Municipal Ybycui

EJECUCION PRESUPUESTARIA DE EGRESOS CORRESPONDIENTE AL 1er. CUATRIMESTRE DEL AÑO 2019

Nivel : 30 MUNICIPALIDADES
 Entidad : 149 YBYCUI
 Tipo de Presupuesto : Programas de Acción
 Programa : Desarrollo Municipal
 Proyecto : Apoyo al Sector de Educación, FONACIDE

| Grup | Subg | Obj | FF | O.f. | Codigo | Descripcion | Presupuesto Inicial | Modificaciones | Presupuesto Vigente | Plan Financiero | | | | Total Cuat. | | | | Total Obligado | Saldo Presupuest. | Total Pagado | Obligaciones Pend. de Pago |
|------|------|-----|----|------|--------|---|---------------------|----------------|---------------------|-----------------|-------------|-------------|-------------|-------------|-------------|-------------|-------|----------------|-------------------|--------------|----------------------------|
| | | | | | | | | | | Enero | Febrero | Marzo | Abril | Vencido | Enero | Febrero | Marzo | | | | |
| 1 | | | | | | TOTAL GASTOS | 1,019,431,786 | 320,205,311 | 1,339,637,097 | 0 | 213,744,000 | 189,496,413 | 472,997,924 | 472,997,924 | 886,639,173 | 472,997,924 | 0 | | | | |
| 800 | | | | | | GASTOS CORRIENTES | 305,829,536 | 96,061,593 | 401,891,129 | 0 | 213,744,000 | 41,943,600 | 255,687,600 | 255,687,600 | 146,203,529 | 255,687,600 | 0 | | | | |
| | | | | | | TRANSFERENCIAS | 305,829,536 | -302,331,207 | 3,498,329 | 0 | 0 | 0 | 0 | 0 | 3,498,329 | 0 | 0 | | | | |
| | | | | | | Transferencias para Complemento Nutricional en las Escuelas | 305,829,536 | -302,331,207 | 3,498,329 | 0 | 0 | 0 | 0 | 0 | 3,498,329 | 0 | 0 | | | | |
| 900 | | | | | | OTROS GASTOS | 0 | 398,392,800 | 398,392,800 | 0 | 213,744,000 | 41,943,600 | 255,687,600 | 255,687,600 | 142,705,200 | 255,687,600 | 0 | | | | |
| | | | | | | Deudas Pend. de Pago de Gtos. Ctes. de Ej. Anteriores | 0 | 398,392,800 | 398,392,800 | 0 | 213,744,000 | 41,943,600 | 255,687,600 | 255,687,600 | 142,705,200 | 255,687,600 | 0 | | | | |
| | | | | | | Deudas Pend. de Pago de Gtos. Ctes. de Ej. Anteriores | 0 | 0 | 0 | 0 | 0 | 0 | 0 | 0 | 0 | 0 | 0 | | | | |
| 2 | | | | | | GASTOS DE CAPITAL | 713,602,250 | 224,143,718 | 937,745,968 | 0 | 48,725,000 | 21,032,511 | 217,310,324 | 217,310,324 | 720,435,644 | 217,310,324 | 0 | | | | |
| 500 | | | | | | INVERSION FISICA | 713,602,250 | 154,386,207 | 867,988,457 | 0 | 0 | 0 | 147,552,813 | 147,552,813 | 720,435,644 | 147,552,813 | 0 | | | | |
| | | | | | | Construcciones | 713,602,250 | 154,386,207 | 867,988,457 | 0 | 0 | 0 | 147,552,813 | 147,552,813 | 720,435,644 | 147,552,813 | 0 | | | | |
| | | | | | | Construcciones | 713,602,250 | 154,386,207 | 867,988,457 | 0 | 0 | 0 | 147,552,813 | 147,552,813 | 720,435,644 | 147,552,813 | 0 | | | | |
| 900 | | | | | | OTROS GASTOS | 0 | 69,757,511 | 69,757,511 | 0 | 48,725,000 | 21,032,511 | 69,757,511 | 69,757,511 | 0 | 69,757,511 | 0 | | | | |
| | | | | | | Deudas Pend. de Pago de Gtos. De Cap. De Ej. Anteriores | 0 | 69,757,511 | 69,757,511 | 0 | 48,725,000 | 21,032,511 | 69,757,511 | 69,757,511 | 0 | 69,757,511 | 0 | | | | |
| | | | | | | Deudas Pend. de Pago de Gtos. De Cap. De Ej. Anteriores | 0 | 0 | 0 | 0 | 0 | 0 | 0 | 0 | 0 | 0 | 0 | | | | |



MUNICIPALIDAD DE YBYCUI
CONTADURIA

Jose Maria Lozano
Director de Administración y Finanzas



Municipalidad de Ybycui
Intendencia

RC & ASOCIADOS
Lic. Gustavo Recalde
RUC 1428970-0



Lidia B. Santacruz B
Secretaria General



Maria Del Carmen Benitez Diaz
Intendenta Municipal Ybycui