


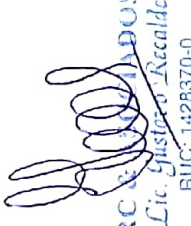
**EJECUCION PRESUPUESTARIA DE INGRESOS CORRESPONDIENTE AL 2do. CUATRIMESTRE DEL AÑO 2018 - FONACIDE**  
**ENTIDAD: 149 YBYCUI**

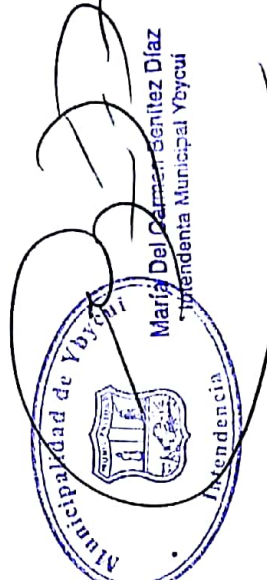
**NIVEL: 30 MUNICIPALIDADES**

| Grup | Subg | Código | Det | Orig | F.F. | Det | Descripción   | 1                   |              | 2                |                         | 3          | 4 | 5    |       |       | 6      |                        | 7               |                 | 8           | 9             | 10            | 11      | 12 |
|------|------|--------|-----|------|------|-----|---|---------------------|--------------|------------------|-------------------------|------------|---|------|-------|-------|--------|------------------------|-----------------|-----------------|-------------|---------------|---------------|---------|----|
|      |      |        |     |      |      |     |   | Presupuesto Inicial | Modificación | Proyecto Vigente | Acumulado Cuat. Vendido |            |   | Mayo | Junio | Julio | Agosto | Acumulado Cuat. Actual | Total Devengado | Total Recaudado |             |               |               |         |    |
|      |      |        |     |      |      |     | TOTAL INGRESOS  | 1,433,217,793       | 900,429,474  | 2,333,647,267    | 1,356,940,778           | 70,833,673 | - | -    | -     | -     | -      | -                      | -               | -               | 70,833,673  | 1,427,774,451 | 1,427,774,451 | 61.18%  |    |
| 100  |      |        |     |      |      |     | INGRESOS CORRIENTES                                       | 429,965,338         | -            | 429,965,338      | 177,011,325             | -          | - | -    | -     | -     | -      | -                      | -               | -               | 177,011,325 | 177,011,325   | 177,011,325   | 41.17%  |    |
| 150  |      |        |     |      |      |     | TRANSFERENCIAS CORRIENTES                                 | 429,965,338         | -            | 429,965,338      | 177,011,325             | -          | - | -    | -     | -     | -      | -                      | -               | -               | 177,011,325 | 177,011,325   | 177,011,325   | 41.17%  |    |
| 153  | 070  | 10     | 003 |      |      |     | Transf. Consolidables de Ent. y Org. del Estado por Cop   | 429,965,338         | -            | 429,965,338      | 177,011,325             | -          | - | -    | -     | -     | -      | -                      | -               | -               | 177,011,325 | 177,011,325   | 177,011,325   | 41.17%  |    |
|      |      |        |     |      |      |     | Aportes del Gobierno Central con FONACIDE 2017            |                     | -            | -                | 114,984,641             | -          | - | -    | -     | -     | -      | -                      | -               | -               | 114,984,641 | 114,984,641   | 114,984,641   | #DIV/0! |    |
|      |      |        |     |      |      |     | Aportes del Gobierno Central con FONACIDE 2018            | 429,965,338         | -            | 429,965,338      | 62,026,684              | -          | - | -    | -     | -     | -      | -                      | -               | -               | 62,026,684  | 62,026,684    | 62,026,684    | 14.43%  |    |
| 200  |      |        |     |      |      |     | INGRESOS DE CAPITAL                                       | 1,003,252,455       | -            | 1,003,252,455    | 279,499,979             | 70,833,673 | - | -    | -     | -     | -      | -                      | -               | -               | 70,833,673  | 350,333,652   | 350,333,652   | 34.92%  |    |
| 220  |      |        |     |      |      |     | TRANSFERENCIAS DE CAPITAL                                 | 1,003,252,455       | -            | 1,003,252,455    | 279,499,979             | 70,833,673 | - | -    | -     | -     | -      | -                      | -               | -               | 70,833,673  | 350,333,652   | 350,333,652   | 34.92%  |    |
| 223  | 070  | 30     | 003 |      |      |     | Transf Consolidables de Ent. y Org. del Est. por Copariti | 1,003,252,455       | -            | 1,003,252,455    | 279,499,979             | 70,833,673 | - | -    | -     | -     | -      | -                      | -               | -               | 70,833,673  | 350,333,652   | 350,333,652   | 34.92%  |    |
| 223  | 070  | 30     | 003 |      |      |     | Aportes del Gobierno Central con FONACIDE 2017            |                     | -            | -                | 134,771,050             | -          | - | -    | -     | -     | -      | -                      | -               | -               | 134,771,050 | 134,771,050   | 134,771,050   | #DIV/0! |    |
| 223  | 070  | 30     | 003 |      |      |     | Aportes del Gobierno Central con FONACIDE 2018            | 1,003,252,455       | -            | 1,003,252,455    | 144,728,929             | 70,833,673 | - | -    | -     | -     | -      | -                      | -               | -               | 70,833,673  | 215,562,602   | 215,562,602   | 21.48%  |    |
| 300  |      |        |     |      |      |     | RECURSOS DE FINANCIAMIENTO                                | -                   | 900,429,474  | 900,429,474      | 900,429,474             | -          | - | -    | -     | -     | -      | -                      | -               | -               | 900,429,474 | 900,429,474   | 900,429,474   | 100.00% |    |
| 340  |      |        |     |      |      |     | SALDO INICIAL EN CAJA                                     | -                   | 900,429,474  | 900,429,474      | 900,429,474             | -          | - | -    | -     | -     | -      | -                      | -               | -               | 900,429,474 | 900,429,474   | 900,429,474   | 100.00% |    |
| 341  |      |        |     |      |      |     | Saldo inicial de Recursos de Royalties y Compensacion     | -                   | 900,429,474  | 900,429,474      | 900,429,474             | -          | - | -    | -     | -     | -      | -                      | -               | -               | 900,429,474 | 900,429,474   | 900,429,474   | 100.00% |    |
| 343  | 010  | 10     | 003 |      |      |     | Saldo inicial de Tesoreria (varias) Fonacide              | -                   | 900,429,474  | 900,429,474      | 900,429,474             | -          | - | -    | -     | -     | -      | -                      | -               | -               | 900,429,474 | 900,429,474   | 900,429,474   | 100.00% |    |

  
**Mgda. B. Bapacruz B.**  
 Secretaria General

  
**Jose Maria Lezcano Flores**  
 Director de Administracion y Finanzas

  
**Lic. Justino Recalde**  
 RUC: 1428370-0

  
**Maria Del Carmen Benitez Diaz**  
 Intendencia Municipal Ybycui