


EJECUCIÓN PRESUPUESTARIA DE GASTOS 2017

Entidad: 30 155 Municipalidad de Hernandarias
 Tipo de Presupuesto: 01 Programas de Administración
 Programa: 01 Administración Ejecutiva
 Sub Programa: 02 Administración y Finanzas -74,201,000
 Periodo: Del 1 de enero al 31 de Diciembre 2017

| Grupo | SubGr | Codigo | | | | Presupuesto 2.017 | | | OBLIGADO | SALDO PRESUPUEST | PAGADO | OBLIGACION PENDIENTE DE PAGO | |
|-------|-------|--------|------|------|-----|---------------------------------------|---------------|----------------|----------------|------------------|-------------|------------------------------|---------------|
| | | ObjE | F.F. | O.F. | DEP | Conceptos | Inicial | Modif. | | | | | Vigente |
| | | | | | | | | | | | | | |
| | | | | | | TOTAL GASTOS | 9,533,147,060 | 1,051,536,580 | 10,584,683,640 | 9,913,280,936 | 671,402,704 | 8,716,610,654 | 1,196,670,282 |
| | | | | | | GASTOS CORRIENTES | 9,533,147,060 | 1,051,536,580 | 10,584,683,640 | 9,913,280,936 | 671,402,704 | 8,716,610,654 | 1,196,670,282 |
| 100 | | | | | | SERVICIOS PERSONALES | 1,853,147,060 | 409,036,580 | 2,262,183,640 | 2,091,957,098 | 170,226,542 | 1,813,002,070 | 278,955,028 |
| | 110 | | | | | Remuneraciones Básicas | 832,106,900 | 65,568,700 | 897,675,600 | 752,149,256 | 145,526,344 | 657,634,999 | 94,514,257 |
| | | 111 | 30 | 001 | 10 | Sueldos | 768,075,600 | 34,678,800 | 802,754,400 | 693,117,454 | 109,636,946 | 602,736,908 | 90,380,546 |
| | | 114 | 30 | 001 | 10 | Aguinaldo | 64,031,300 | 30,889,900 | 94,921,200 | 59,031,802 | 35,889,398 | 54,898,091 | 4,133,711 |
| | 120 | | | | | Remuneraciones Temporales | 30,000,000 | 50,000,000 | 80,000,000 | 78,972,499 | 1,027,501 | 52,250,864 | 26,721,635 |
| | | 123 | 30 | 001 | 10 | Remuneración Extraordinaria | 30,000,000 | 50,000,000 | 80,000,000 | 78,972,499 | 1,027,501 | 52,250,864 | 26,721,635 |
| | 130 | | | | | Remuneraciones Complementarias | 157,970,160 | 3,467,880 | 161,438,040 | 140,053,933 | 21,384,107 | 120,285,655 | 19,768,278 |
| | | 133 | 30 | 001 | 10 | Bonificaciones y Gratificaciones | 78,000,000 | 0 | 78,000,000 | 71,000,000 | 7,000,000 | 64,000,000 | 7,000,000 |
| | | 134 | 30 | 001 | 10 | Aporte Jubilatorio del Empleador | 79,970,160 | 3,467,880 | 83,438,040 | 69,053,933 | 14,384,107 | 56,285,655 | 12,768,278 |
| | 140 | | | | | Personal Contratado | 833,070,000 | 290,000,000 | 1,123,070,000 | 1,120,781,410 | 2,288,590 | 982,830,552 | 137,950,858 |
| | | 144 | 30 | 001 | 10 | Jornales | 800,570,000 | 201,000,000 | 1,001,570,000 | 1,000,781,410 | 788,590 | 891,084,852 | 109,696,558 |
| | | 145 | 30 | 001 | 10 | Honorarios Profesionales | 32,500,000 | 89,000,000 | 121,500,000 | 120,000,000 | 1,500,000 | 91,745,700 | 28,254,300 |
| 200 | | | | | | SERVICIOS NO PERSONALES | 2,220,000,000 | -845,000,000 | 1,375,000,000 | 1,330,570,947 | 44,429,053 | 1,065,572,723 | 264,998,224 |
| | 210 | | 30 | 001 | 10 | Servicios Básicos | 220,000,000 | 30,000,000 | 250,000,000 | 249,859,881 | 140,119 | 249,859,881 | 0 |
| | 230 | | 30 | 001 | 10 | Pasajes y Viaticos | 100,000,000 | 75,000,000 | 175,000,000 | 173,727,663 | 1,272,337 | 172,550,089 | 1,177,574 |
| | 240 | | 30 | 001 | 10 | Gastos por Serv. Aseo, Mantenim. y R. | 200,000,000 | -20,000,000 | 180,000,000 | 171,137,000 | 8,863,000 | 165,032,000 | 6,105,000 |
| | 250 | | 30 | 001 | 10 | Alquileres y Derechos | 0 | 150,000,000 | 150,000,000 | 131,688,000 | 18,312,000 | 93,766,000 | 37,922,000 |
| | 260 | | 30 | 001 | 10 | Servicios Técnicos y Profesionales | 100,000,000 | 140,000,000 | 240,000,000 | 242,715,498 | -2,715,498 | 183,004,848 | 59,710,650 |
| | 260 | | 30 | 007 | 10 | Servicios Técnicos y Profesionales | 20,000,000 | 0 | 20,000,000 | 2,317,000 | 17,683,000 | 1,317,000 | 1,000,000 |
| | 270 | | 30 | 001 | 10 | Servicio Social | 1,300,000,000 | -1,300,000,000 | 0 | 0 | 0 | 0 | 0 |
| | 280 | | 30 | 001 | 10 | Otros Servicios | 280,000,000 | 80,000,000 | 360,000,000 | 359,125,905 | 874,095 | 200,042,905 | 159,083,000 |
| | | | 30 | 001 | 10 | BIENES DE CONSUMO | 740,000,000 | 720,000,000 | 1,460,000,000 | 1,408,243,100 | 51,756,900 | 1,118,628,100 | 289,615,000 |
| | | | | | | Productos Alimenticios | 150,000,000 | 200,000,000 | 350,000,000 | 330,214,000 | 19,786,000 | 154,773,000 | 175,441,000 |


Hora
 Fecha
 Recibido
 Municipalidad de Hernandarias



Lic. Juan Manuel Bernal E.
 Contador



Lic. Mariana Lozano
 Directora de Adm y Finanzas



Lic. Rubén A. Rojas E.
 Intendente Municipal


00000011

EJECUCIÓN PRESUPUESTARIA DE GASTOS 2017

Entidad: 30 155 Municipalidad de Hernandarias
Tipo de Presupuesto: 01 Programas de Administración
Programa: 01 Administración Ejecutiva
Sub Programa: 02 Administración y Finanzas -74,201,000
Periodo: Del 1 de enero al 31 de Diciembre 2017

| Grupo | SubGr | Objg | Codigo | | | | Conceptos | Presupuesto 2.017 | | | OBLIGADO | SALDO PRESUPUEST | PAGADO | OBLIGACION PENDIENTE DE PAGO |
|-------|-------|------|--------|------|------|---|----------------------|-----------------------|----------------------|----------------------|--------------------|----------------------|--------------------|------------------------------|
| | | | ObjE | F.F. | O.F. | DEP | | Inicial | Modif. | Vigente | | | | |
| | | | | | | | | | | | | | | |
| | 320 | | 30 | 001 | 10 | Textiles y Vestuarios | 100,000,000 | -40,000,000 | 60,000,000 | 58,690,300 | 1,309,700 | 50,290,300 | 8,400,000 | |
| | 330 | | 30 | 001 | 10 | Productos de Papel, Cartón e Impresos | 190,000,000 | 210,000,000 | 400,000,000 | 393,450,000 | 6,550,000 | 392,150,000 | 1,300,000 | |
| | 340 | | 30 | 001 | 10 | Bienes de Cons. de Ofic. e Insum. | 200,000,000 | 50,000,000 | 250,000,000 | 248,067,800 | 1,932,200 | 156,513,800 | 91,554,000 | |
| | 390 | | 30 | 001 | 10 | Otros Bienes de Consumo | 100,000,000 | 300,000,000 | 400,000,000 | 377,821,000 | 22,179,000 | 364,901,000 | 12,920,000 | |
| 800 | | | | | | TRANSFERENCIAS | 4,405,000,000 | -1,217,500,000 | 3,187,500,000 | 2,806,288,112 | 381,211,888 | 2,565,446,525 | 240,841,587 | |
| | 830 | | | | | Otras Transf. Corr. al Sect. Público | 3,070,000,000 | -1,000,000,000 | 2,070,000,000 | 1,910,179,093 | 159,820,907 | 1,734,073,036 | 176,106,057 | |
| | 833 | 30 | 001 | 10 | | Minist. de Hacienda - Munic. Menor Rec. | 1,500,000,000 | -500,000,000 | 1,000,000,000 | 933,312,261 | 66,687,739 | 847,266,956 | 86,045,305 | |
| | 834 | 30 | 001 | 10 | | Gobernación del Alto Paraná | 1,500,000,000 | -500,000,000 | 1,000,000,000 | 933,312,261 | 66,687,739 | 847,266,956 | 86,045,305 | |
| | 836 | 30 | 07 | 10 | | Transf. Org. Municipal - Consejo de Salud | 0 | 0 | 0 | 0 | 0 | 0 | 0 | |
| | 839 | 30 | 001 | 10 | | Transf. Tesoro Público - SNC Ley 5513/15 | 70,000,000 | 0 | 70,000,000 | 43,554,571 | 26,445,429 | 39,539,124 | 4,015,447 | |
| | 840 | | | | | Otras Transf. Corr. al Sect. Privado | 1,335,000,000 | -217,500,000 | 1,117,500,000 | 896,109,019 | 221,390,981 | 831,373,489 | 64,735,530 | |
| | 841 | 30 | 001 | 10 | | Becas | 20,000,000 | | 20,000,000 | 9,100,000 | 10,900,000 | 3,300,000 | 5,800,000 | |
| | 842 | 30 | 001 | 10 | | Aportes a Entid. Educat. e I.S.F.L. | 185,000,000 | 210,000,000 | 395,000,000 | 352,310,000 | 42,690,000 | 336,010,000 | 16,300,000 | |
| | 842 | 30 | 007 | 10 | | Aportes a Entid. Educat. e I.S.F.L. | 150,000,000 | 150,000,000 | 300,000,000 | 148,000,000 | 152,000,000 | 140,000,000 | 8,000,000 | |
| | 845 | 30 | 001 | 10 | | Indemnizaciones | 800,000,000 | -527,500,000 | 272,500,000 | 268,745,996 | 3,754,004 | 243,310,466 | 25,435,530 | |
| | 846 | 30 | 001 | 10 | | Subsidios y Asist. Social Pers. y Fam. | 180,000,000 | -50,000,000 | 130,000,000 | 117,953,023 | 12,046,977 | 108,753,023 | 9,200,000 | |
| 900 | | | | | | OTROS GASTOS | 315,000,000 | 1,985,000,000 | 2,300,000,000 | 2,276,221,679 | 23,778,321 | 2,153,981,236 | 122,260,443 | |
| | 910 | 30 | 001 | 10 | | Pago de Imp., Tasas y G. Jud. | 300,000,000 | 1,350,000,000 | 1,650,000,000 | 1,647,253,979 | 2,746,021 | 1,564,993,536 | 82,260,443 | |
| | 920 | 30 | 001 | 10 | | Devolución de Imp. y Otros Ing. | 15,000,000 | | 15,000,000 | 2,033,000 | 12,967,000 | 2,033,000 | 0 | |
| | 960 | 30 | 001 | 10 | | Deudas Pend. Pago Gastos C. Ej. Ant | 0 | 635,000,000 | 635,000,000 | 626,934,700 | 8,065,300 | 586,934,700 | 40,000,000 | |


Hora
 Fecha
 Recibido Municipalidad de Hernandarias



Lic. Juan Manuel Bernal F.
 Contador



Lic. Liliana Lezcano
 Directora de Adm. y Finanzas



Lic. Rubén A. Rojas F.
 Intendente Municipal
 Hernandarias

00000012