

EJECUCIÓN PRESUPUESTARIA DE RECURSOS 2017

Anexo B-06-04

Entidad: 30 145 Municipalidad de Hernandarias

Departamento: 10 Alto Paraná

Periodo: Del 1 de Enero al 31 de Diciembre de 2017

Grupo	SubGr	Codigo				Conceptos	Presupuesto 2.017			PLAN FINANCIERO	DEVENGADO	RECAUDADO	%	
		Objg	Det	Fuent	O.F.		DEP	INICIAL	MODIF.					VIGENTE
110						32,206,938,782	24,700,199,408	56,907,138,190	56,907,138,190	48,227,875,411	47,898,058,611	84.17%		
						32,056,938,782	4,025,289,904	36,082,228,686	36,082,228,686	27,640,165,395	27,640,005,395	76.60%		
						24,523,238,782	0	24,523,238,782	24,523,238,782	18,260,849,642	18,260,849,642	74.46%		
	110					14,101,402,782	0	14,101,402,782	14,101,402,782	9,423,213,500	9,423,213,500	66.82%		
						10,000,000,000	0	10,000,000,000	10,000,000,000	6,222,081,737	6,222,081,737	62.22%		
		001	30	001	10	Impuesto Inmobiliario	410,000,000	410,000,000	410,000,000	415,684,732	415,684,732	101.39%		
		003	30	001	10	Impuesto Adicional a los Baldios y Semibaldios	1,540,000,000	1,540,000,000	1,540,000,000	1,336,409,554	1,336,409,554	86.78%		
		004	30	001	10	Impuesto de Patente de Rodados	1,200,000,000	1,200,000,000	1,200,000,000	673,662,237	673,662,237	56.14%		
		005	30	001	10	Impuesto a la Construcción	181,402,782	181,402,782	181,402,782	60,220,260	60,220,260	33.20%		
		006	30	001	10	Impuesto al Fraccionamiento de la tierra	770,000,000	770,000,000	770,000,000	715,154,980	715,154,980	92.88%		
		007	30	001	10	Impuesto de Transferencia de B. Raices	8,302,436,000	0	8,302,436,000	8,302,436,000	6,899,468,971	6,899,468,971	83.10%	
						Impuesto internos sobre Bienes y S.	40,436,000	0	40,436,000	40,436,000	14,630,000	14,630,000	36.18%	
		006	30	001	10	Imp. Espect. Púb., Entretenimiento y Juegos	7,500,000,000	0	7,500,000,000	7,500,000,000	6,379,630,349	6,379,630,349	85.06%	
		012	30	001	10	Imp. de Patente a la Profesión, Com. e Ind.	500,000,000	0	500,000,000	500,000,000	185,877,450	185,877,450	37.18%	
		013	30	001	10	Imp. a la Publicidad y Propaganda	35,000,000	0	35,000,000	35,000,000	24,825,680	24,825,680	70.93%	
		014	30	001	10	Imp. a las Operaciones de Crédito	3,000,000	0	3,000,000	3,000,000	0	0	0.00%	
		015	30	001	10	Imp. a las Rifas, Ventas por Sorteos y Sort. P	100,000,000	0	100,000,000	100,000,000	24,910,000	24,910,000	24.91%	
		016	30	001	10	Imp. al Transporte Colectivo de Pasajeros	10,000,000	0	10,000,000	10,000,000	13,467,500	13,467,500	134.68%	
		017	30	001	10	Imp. al Reg. de Marcas y Señ. de Hacienda y	33,000,000	0	33,000,000	33,000,000	126,783,312	126,783,312	384.19%	
		018	30	001	10	Imp. en Papel Sellado y Estampillas Municipales	1,000,000	0	1,000,000	1,000,000	0	0	0.00%	
		019	30	001	10	Imp. de Cementerios	80,000,000	0	80,000,000	80,000,000	129,344,680	129,344,680	161.68%	
		027	30	001	10	Imp. al Faenamiento	2,119,400,000	0	2,119,400,000	2,119,400,000	1,938,167,171	1,938,167,171	91.45%	
						Otros Ingresos No Tributarios	300,000,000	0	300,000,000	300,000,000	100,534,768	100,534,768	33.51%	
		003	30	001	10	Multas	200,000,000	0	200,000,000	200,000,000	501,702,246	501,702,246	250.85%	
		004	30	001	10	Recargos Tributarios	594,000,000	0	594,000,000	594,000,000	351,130,543	351,130,543	59.11%	
		005	30	001	10	Contribución para Conservación de Pavimentos	1,000,000	0	1,000,000	1,000,000	0	0	0.00%	
		006	30	001	10	Contribución por Obras que Produc. Valorac.	550,000,000	0	550,000,000	550,000,000	606,012,132	606,012,132	110.18%	
		007	30	001	10	Contribución Esp. Adicional al Impuesto Inmcd	250,000,000	0	250,000,000	250,000,000	133,554,307	133,554,307	53.42%	
		008	30	001	10	Contribución Esp. Adicional al Impuesto Pate	224,400,000	0	224,400,000	224,400,000	245,233,175	245,233,175	109.28%	
		099	30	001	10	Contribución Especial Adicional para Entid. D	2,841,000,000	0	2,841,000,000	2,841,000,000	1,978,558,437	1,978,558,437	69.64%	
						INGRESOS NO TRIBUTARIOS	1,741,000,000	0	1,741,000,000	1,741,000,000	1,533,654,397	1,533,654,397	88.09%	
						Tasas y Derechos	5,000,000	0	5,000,000	5,000,000	1,276,500	1,276,500	25.53%	
		019	30	001	10	Tasas Varias, (Fiscalización)	440,000,000	0	440,000,000	440,000,000	346,579,000	346,579,000	78.77%	
		021	30	001	10	Tasas por Servicios de Salubridad	20,000,000	0	20,000,000	20,000,000	20,795,000	20,795,000	103.98%	
		022	30	001	10	Tasas por Constrast. e Insp. de Pesas y M.	75,000,000	0	75,000,000	75,000,000	44,755,000	44,755,000	59.67%	
		023	30	001	10	Tasas por Inspecc. de Instalaciones	180,000,000	0	180,000,000	180,000,000	56,820,555	56,820,555	31.57%	
		024	30	001	10	Tasas por Servicios de Desinfeccion	220,000,000	0	220,000,000	220,000,000	44,285,000	44,285,000	20.13%	
		025	30	001	10	Tasas por Recolec. Basuras, Limp. V.P.y G	20,000,000	0	20,000,000	20,000,000	30,256,500	30,256,500	151.28%	
		026	30	001	10	Tasas por Tablada	0	0	0	0	0	0	0.00%	


Municipalidad de Hernandarias
 Recibido - Jur
 Fecha
 Hora



Manuel Bernal F.
 Contador



Lic. Liliana Lezcano
 Directora de Adm. y Finanzas



Lic. Rubén A. Rojas R.
 Intendente Municipal
 Hernandarias

00000007

EJECUCIÓN PRESUPUESTARIA DE RECURSOS 2017

Anexo B-06-04

Entidad: 30 145 Municipalidad de Hernandarias

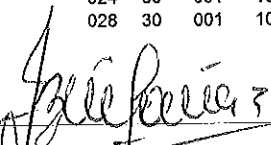
Departamento: 10 Alto Paraná

Periodo: Del 1 de Enero al 31 de Diciembre de 2017


Codigo	Grupo				Conceptos	Presupuesto 2.017			PLAN FINANCIERO	DEVENGADO	RECAUDADO	%		
	SubGr	Objg	Det	Fuent		O.F.	DEP	INICIAL					MODIF.	VIGENTE
			027	30	001	10	Tasas por Serv. de Prevenc. y Prot. C. Riesg	300,000,000	0	300,000,000	300,000,000	337,874,130	337,874,130	112.62%
			030	30	001	10	Tasas por Conserv. Plazas, P., Jard. y P.Út	180,000,000	0	180,000,000	180,000,000	383,658,712	383,658,712	213.14%
			032	30	001	10	Derecho de Expl. de linea de Transp. de Pas	150,000,000	0	150,000,000	150,000,000	137,290,000	137,290,000	91.53%
			033	30	001	10	Tasas por Servicios de Insp. de Automóviles	150,000,000	0	150,000,000	150,000,000	130,064,000	130,064,000	86.71%
			034	30	001	10	Tasa Ambiental (art. 161 Ley 3,966/10)	1,000,000	0	1,000,000	1,000,000	0	0	0.00%
	133						Multas y Otros Derechos Tributarios	1,100,000,000	0	1,100,000,000	1,100,000,000	444,904,040	444,904,040	40.45%
			001	30	001	10	Multas y Recargos	1,100,000,000	0	1,100,000,000	1,100,000,000	444,904,040	444,904,040	40.45%
	140						Ventas de Bienes y Serv. Adm. Púb.	3,367,500,000	0	3,367,500,000	3,367,500,000	2,406,205,793	2,406,205,793	71.45%
			141				Ventas de Bienes de la Adm. Púb	267,500,000	0	267,500,000	267,500,000	193,500,000	193,500,000	72.34%
			001	30	001	10	Venta de Libros, Formularios y Doc.	66,000,000	0	66,000,000	66,000,000	410,000	410,000	0.62%
			009	30	001	10	Prov. De Copias de Planos, Documentos y ot	1,000,000	0	1,000,000	1,000,000	0	0	0.00%
			010	30	001	10	Provisión de Distintivos para Vehículos	200,000,000	0	200,000,000	200,000,000	193,090,000	193,090,000	96.55%
			013	30	001	10	Usuario de Energia Eléctrica en el Mercado M	500,000	0	500,000	500,000	0	0	0.00%
	142						Ventas de Servicios de la Adm. Pública	3,100,000,000	0	3,100,000,000	3,100,000,000	2,212,705,793	2,212,705,793	71.38%
			012	30	001	10	Servicios Varios (Plastificado de Doc)	900,000,000	0	900,000,000	900,000,000	789,737,094	789,737,094	87.75%
			016	30	001	10	Servicios Técnicos y Adm. en General	2,200,000,000	0	2,200,000,000	2,200,000,000	1,422,968,699	1,422,968,699	64.68%
	150						TRANSFERENCIAS CORRIENTES	270,000,000	3,777,789,904	4,047,789,904	4,047,789,904	4,281,201,069	4,281,201,069	105.77%
			153				Transf. Cons. E. y Org. Estado por Cop.	270,000,000	3,777,789,904	4,047,789,904	4,047,789,904	4,281,201,069	4,281,201,069	105.77%
			070	30	011	10	Transf. del Gob. Central con Royalties	0	2,122,929,583	2,122,929,583	2,122,929,583	2,032,474,946	2,032,474,946	95.74%
			070	30	003	10	Transf. del Gob. Central con Fonacide	0	1,504,860,321	1,504,860,321	1,504,860,321	1,873,919,848	1,873,919,848	124.52%
			080	10	007	10	Aporte del Gob. Central con Canon Fiscal (J.	270,000,000	150,000,000	420,000,000	420,000,000	374,806,275	374,806,275	89.24%
	160						RENTAS DE PROPIEDAD	675,200,000	0	675,200,000	675,200,000	330,944,054	330,944,054	300.86
			163				Arrendam. de inmueb, Tierras, Terr. y O	675,200,000	0	675,200,000	675,200,000	330,944,054	330,944,054	33,094.41
			010	30	001	10	Usufructo de Tierra en Cementerio	30,000,000	0	30,000,000	30,000,000	14,730,000	14,730,000	49.10%
			011	30	001	10	Ocupación del Mercado Municipal	110,000,000	0	110,000,000	110,000,000	139,008,000	139,008,000	126.37%
			012	30	001	10	Uso de Terminal de Omnibus	300,000,000	0	300,000,000	300,000,000	18,960,000	18,960,000	6.32%
			013	30	001	10	Ocupacion Precaria de Bienes de Dominio P	1,200,000	0	1,200,000	1,200,000	10,000,000	10,000,000	833.33%
			014	30	001	10	Arrendamiento de Terrenos Municipales	110,000,000	0	110,000,000	110,000,000	87,817,054	87,817,054	79.83%
			015	30	001	10	Ocupación de Casillas, Mesas, P.de Venta	1,000,000	0	1,000,000	1,000,000	1,900,000	1,900,000	190.00%
			020	30	001	10	Uso de SSHH del Mercado, Plazas P. y Terr	1,000,000	0	1,000,000	1,000,000	1,744,000	1,744,000	174.40%
			023	30	001	10	Uso de Matadero Municipal	22,000,000	0	22,000,000	22,000,000	24,097,000	24,097,000	109.53%
			024	30	001	10	Uso de Equipos Camineros	20,000,000	0	20,000,000	20,000,000	24,190,000	24,190,000	120.95%
			028	30	001	10	Uso de Teatro y Salón Municipal	80,000,000	0	80,000,000	80,000,000	8,500,000	8,500,000	10.63%

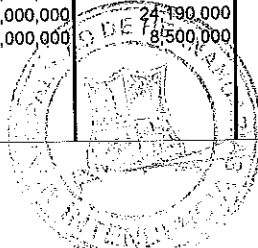
Hora
 Fecha
 Recibido - Jm
 Municipalidad de Hernandarias





 Lic. Juan Manuel Bernal F.
 Contador




 Lic. Liliana Lozano
 Directora de Adm. y Finanzas




 Lic. Rubén A. Rojas F.
 Intendente Municipal
 Hernandarias

00000005

EJECUCIÓN PRESUPUESTARIA DE RECURSOS 2017

Anexo B-06-04

Entidad: 30 145 Municipalidad de Hernandarias

Departamento: 10 Alto Paraná

Periodo: Del 1 de Enero al 31 de Diciembre de 2017

Codigo					Conceptos	Presupuesto 2.017			PLAN FINANCIERO	DEVENGADO	RECAUDADO	%						
Grupo	SubGr	Objg	Det	Fuent		O.F.	DEP	1					2	3	4	5	6	7
						INICIAL	MODIF.	VIGENTE										
180							0	247,500,000	247,500,000	247,500,000	247,500,000	110,160,000	110,000,000	44.44%				
180							0	247,500,000	247,500,000	247,500,000	247,500,000	110,160,000	110,000,000	44.44%				
		181	30	009	10			17,500,000	17,500,000	17,500,000	17,500,000	160,000	0	0.00%				
		183	30	009	10			230,000,000	230,000,000	230,000,000	230,000,000	110,000,000	110,000,000	47.83%				
190							380,000,000	0	380,000,000	380,000,000	380,000,000	272,246,400	272,246,400	71.64%				
191							380,000,000	0	380,000,000	380,000,000	380,000,000	272,246,400	272,246,400	71.64%				
		008	30	701	10		380,000,000		380,000,000	380,000,000	380,000,000	272,246,400	272,246,400	71.64%				
200							150,000,000	10,732,794,349	10,882,794,349	10,882,794,349	10,882,794,349	12,920,345,836	12,590,689,036	115.69%				
210							150,000,000	0	150,000,000	150,000,000	150,000,000	88,309,600	88,309,600	58.87%				
		211	30		10		150,000,000		150,000,000	150,000,000	150,000,000	88,309,600	88,309,600	58.87%				
220							0	10,732,794,349	10,732,794,349	10,732,794,349	10,732,794,349	12,832,036,236	12,502,379,436	116.49%				
223							0	10,091,340,749	10,091,340,749	10,091,340,749	10,091,340,749	12,502,379,436	12,502,379,436	123.89%				
			70	011	10			6,580,000,000	6,580,000,000	6,580,000,000	6,580,000,000	8,129,899,785	8,129,899,785	123.55%				
			70	003	10			3,511,340,749	3,511,340,749	3,511,340,749	3,511,340,749	4,372,479,651	4,372,479,651	124.52%				
230							0	641,453,600	641,453,600	641,453,600	641,453,600	329,656,800	0	0.00%				
			30	009	10			641,453,600	641,453,600	641,453,600	641,453,600	329,656,800	0	0.00%				
300							0	9,942,115,155	9,942,115,155	9,942,115,155	9,942,115,155	7,667,364,180	7,667,364,180	77.12%				
340							0	9,942,115,155	9,942,115,155	9,942,115,155	9,942,115,155	7,667,364,180	7,667,364,180	77.12%				
		343	023	30	003	10		3,869,315,491	3,869,315,491	3,869,315,491	3,869,315,491	1,594,565,516	1,594,565,516	41.21%				
		343	023	30	009	10		988,430,400	988,430,400	988,430,400	988,430,400	988,430,400	988,430,400	100.00%				
		343	021	30	011	10		5,084,369,264	5,084,369,264	5,084,369,264	5,084,369,264	5,084,368,264	5,084,368,264	100.00%				

Hora: _____
 Fecha: _____
 Recibido - Junio
 Municipalidad de



Lic. Juan Manuel Bernal F.
 Contador



Lic. Liliana Lezcano
 Directora de Adm. y Finanzas



Lic. Rubén A. Rojas F.
 Intendente Municipal
 Hernandarias

90000000