

EJECUCIÓN PRESUPUESTARIA DE GASTOS 2017

Entidad: 30 155 Municipalidad de Hernandarias  
 Tipo de Presupuesto: Consolidado  
 Programa: Consolidado  
 Sub Programa: Consolidado  
 Periodo: Del 1 de enero al 31 de Diciembre 2017

Anexo B-06-07

Grupo	SubGr	Objg	Codigo				Presupuesto 2.017			PLAN FINANCIERO	OBLIGADO	SALDO PRESUPUEST	PAGADO	OBLIGACION PENDIENTE DE PAGO	
			ObjE	F.F.	O.F.	DEP	Conceptos	Inicial	Modif.						Vigente
100															
	110														
	111	30	001	10	Sueldos	3,536,719,800	34,678,800	3,571,398,600	3,571,398,600	3,290,405,535	630,549,274	5,388,418,997	649,771,879		
	112	30	001	10	Dietas	1,569,900,000	0	1,569,900,000	1,569,900,000	1,482,400,000	87,500,000	1,371,710,000	110,690,000		
	113	30	001	10	Gastos de Representación	936,000,000	0	936,000,000	936,000,000	876,000,000	60,000,000	804,000,000	72,000,000		
	114	30	001	10	Aguinaldos	425,551,650	165,889,900	591,441,550	591,441,550	389,385,341	202,056,209	278,154,963	111,230,378		
	120				Remuneraciones Temporales	70,000,000	65,000,000	135,000,000	135,000,000	114,128,152	20,871,848	83,334,267	30,793,885		
	123	30	001	10	Remuneración Extraordinaria	70,000,000	65,000,000	135,000,000	135,000,000	114,128,152	20,871,848	83,334,267	30,793,885		
	130				Remuneraciones Complementarias	705,745,920	49,467,880	755,213,800	755,213,800	665,594,120	89,619,680	582,380,922	83,213,198		
	133	30	001	10	Bonificaciones y Gratificaciones	366,000,000	46,000,000	412,000,000	412,000,000	354,000,000	58,000,000	323,000,000	31,000,000		
	134	30	001	10	Aporte Jubilatorio del Empleador	339,745,920	3,467,880	343,213,800	343,213,800	311,594,120	31,619,680	259,380,922	52,213,198		
	140				Personal Contratado	4,950,000,000	3,635,500,000	8,585,500,000	8,585,500,000	8,196,125,119	389,374,881	6,788,854,069	1,407,271,060		
	141	30	009	10	Contratación Personal Técnico	0	17,500,000	17,500,000	17,500,000	0	17,500,000	0	0		
	144	30	001	10	Jornales Varios	4,500,000,000	2,435,500,000	6,935,500,000	6,935,500,000	6,774,683,119	160,816,881	5,476,341,559	1,298,341,560		
	144	30	011	10	Jornales Varios	0	390,000,000	390,000,000	390,000,000	379,010,000	10,990,000	379,010,000	0		
	145	30	001	10	Honorarios Profesionales	450,000,000	372,500,000	822,500,000	822,500,000	772,932,000	49,568,000	664,002,500	108,929,500		
	145	30	011	10	Honorarios Profesionales	0	420,000,000	420,000,000	420,000,000	269,500,000	150,500,000	269,500,000	0		
200					SERVICIOS NO PERSONALES	2,951,000,000	-819,201,153	2,131,798,847	2,131,798,847	1,852,987,670	278,811,177	1,523,620,519	329,367,151		
	210	30	001	10	Servicios Básicos	220,000,000	30,000,000	250,000,000	250,000,000	249,859,881	140,119	249,859,881	0		
	220	30	001	10	Transporte y Almacenaje	3,000,000	0	3,000,000	3,000,000	2,000,000	1,000,000	2,000,000	0		
	230	30	001	10	Pasajes y Viaticos	350,000,000	82,000,000	432,000,000	432,000,000	400,643,250	31,356,750	397,185,295	3,457,955		
	240	30	001	10	Gastos por Serv. Aseo, Mantenim. y R.	340,000,000	-20,000,000	320,000,000	320,000,000	262,096,642	57,903,358	209,006,096	53,090,546		
	250	30	001	10	Alquileres y Derechos	0	150,000,000	150,000,000	150,000,000	131,688,000	18,312,000	93,766,000	37,922,000		
	260	30	001	10	Servicios Técnicos y Profesionales	118,000,000	140,000,000	258,000,000	258,000,000	242,715,498	15,284,502	183,004,848	59,710,650		
	260	30	007	10	Servicios Técnicos y Profesionales	20,000,000	0	20,000,000	20,000,000	2,317,000	17,683,000	1,317,000	1,000,000		
	260	30	011	10	Servicios Técnicos y Profesionales	0	51,298,847	51,298,847	51,298,847	48,155,000	3,143,847	48,155,000	0		
	30	001	10		Servicio Social	1,300,000,000	-1,300,000,000	0	0	0	0	0	0		
	30	001	10		Otros Servicios	600,000,000	47,500,000	647,500,000	647,500,000	513,512,399	133,987,601	339,326,359	174,186,000		


Hora: .....  
 Fecha: .....  
 Recibido  
 Municipalidad de Hernandarias



Lic. Juan Manuel Bernal F.  
 Contador



Lic. Eliana Lozano  
 Directora de Adm y Finanzas



Lic. Rubén A. Rojas F.  
 Intendente Municipal  
 Hernandarias

00000007

EJECUCIÓN PRESUPUESTARIA DE GASTOS 2017

Entidad: 30 155 Municipalidad de Hernandarias  
 Tipo de Presupuesto: Consolidado  
 Programa: Consolidado  
 Sub Programa: Consolidado  
 Periodo: Del 1 de enero al 31 de Diciembre 2017

Anexo B-06-07

Grupo	SubGr	Objg	Codigo				Presupuesto 2.017			PLAN FINANCIERO	OBLIGADO	SALDO PRESUPUEST	PAGADO	OBLIGACION PENDIENTE DE PAGO	
			ObjE	F.F.	O.F.	DEP	Conceptos	Inicial	Modif.						Vigente
300						BIENES DE CONSUMO	1,880,000,000	3,029,000,000	4,909,000,000	4,909,000,000	4,022,185,249	886,814,751	3,576,165,643	446,019,606	
	310		30	001	10	Productos Alimenticios	350,000,000	95,000,000	445,000,000	445,000,000	342,214,000	102,786,000	154,773,000	187,441,000	
	320		30	001	10	Textiles y Vestuarios	150,000,000	-40,000,000	110,000,000	110,000,000	58,690,300	51,309,700	50,290,300	8,400,000	
	330		30	001	10	Productos de Papel, Cartón e Impresos	280,000,000	210,000,000	490,000,000	490,000,000	452,283,000	37,717,000	428,323,000	23,960,000	
	340		30	001	10	Bienes de Cons. de Ofic. e Insum.	350,000,000	49,000,000	399,000,000	399,000,000	328,509,206	70,490,794	236,688,800	91,820,406	
	350		30	007	10	Productos Químicos y Medicinales	100,000,000		100,000,000	100,000,000	4,983,200	95,016,800	285,000	4,698,200	
	360		30	001	10	Combustibles y Lubricantes	400,000,000	-150,000,000	250,000,000	250,000,000	1,250,000	248,750,000	1,250,000	0	
	360		30	011	10	Combustibles y Lubricantes	0	1,055,000,000	1,055,000,000	1,055,000,000	911,156,803	143,843,197	911,156,803	0	
	390		30	001	10	Otros Bienes de Consumo	250,000,000	360,000,000	610,000,000	610,000,000	490,737,840	119,262,160	463,037,840	27,700,000	
	390		30	009	10	Otros Bienes de Consumo	0	810,000,000	810,000,000	810,000,000	804,500,000	5,500,000	702,500,000	102,000,000	
	390		30	011	10	Otros Bienes de Consumo	0	640,000,000	640,000,000	640,000,000	627,860,900	12,139,100	627,860,900	0	
700						SERVIC. DE LA DEUDA PUBLICA	75,000,000	0	75,000,000	75,000,000	75,000,000	0	75,000,000	0	
	710		30	001	10	Intereses de la Deuda Pública	75,000,000	0	75,000,000	75,000,000	75,000,000	0	75,000,000	0	
800						TRANSFERENCIAS	6,102,500,000	1,655,154,968	7,757,654,968	7,757,654,968	5,989,806,012	1,767,848,956	5,364,624,425	625,181,587	
	830					Otras Transf. Corr. al Sect. Público	3,970,000,000	-1,000,000,000	2,970,000,000	2,970,000,000	2,774,179,093	195,820,907	2,310,073,036	464,106,057	
	831		30	001	10	Gobernación del Alto Paraná	1,500,000,000	-500,000,000	1,000,000,000	1,000,000,000	933,312,261	66,687,739	847,266,956	86,045,305	
	832		30	001	10	Minist. De Hacienda - Munic. Men. R.	1,500,000,000	-500,000,000	1,000,000,000	1,000,000,000	933,312,261	66,687,739	847,266,956	86,045,305	
	836		30	001	10	Transf. a Org. Municip. - Cons. Local Sal.	900,000,000	0	900,000,000	900,000,000	864,000,000	36,000,000	576,000,000	288,000,000	
	839		30	001	10	Transf. Tes. Púb. - SNC Ley 5513/15	70,000,000	0	70,000,000	70,000,000	43,554,571	26,445,429	39,539,124	4,015,447	
	840					Otras Transf. Corr. al Sect. Privado	2,132,500,000	2,655,154,968	4,787,654,968	4,787,654,968	3,215,626,919	1,572,028,049	3,054,551,389	161,075,530	
	841		30	001	10	Becas	120,000,000	-60,000,000	60,000,000	60,000,000	9,700,000	50,300,000	3,900,000	5,800,000	
	842 001		30	001	10	Aportes a Entidades e I.S.F.L.	522,500,000	246,000,000	768,500,000	768,500,000	570,660,000	197,840,000	506,360,000	64,300,000	
	842 001		30	007	10	Aportes a Entidades e I.S.F.L.	150,000,000	150,000,000	300,000,000	300,000,000	148,000,000	152,000,000	140,000,000	8,000,000	
	842 001		30	009	10	Aportes a Entidades e I.S.F.L.		230,000,000	230,000,000	230,000,000	110,000,000	120,000,000	110,000,000	0	
								0	0	0	0	0	0	0	
	845		30	001	10	Indemnizaciones	800,000,000	-527,500,000	272,500,000	272,500,000	268,745,996	3,754,004	243,310,466	25,435,530	
								0	0	0	0	0	0	0	
	846		30	001	10	Subsidios y Asist. Social Pers. y Fam.	240,000,000	-50,000,000	190,000,000	190,000,000	125,303,023	64,696,977	111,253,023	14,050,000	
	846		30	007	10	Subsidios y Asist. Social Pers. y Fam.	0	0	0	0	0	0	0	0	
								0	0	0	0	0	0	0	
	848		30	003	10	Transf. por Complem. Nutric. en las Escuela	0	2,665,654,968	2,665,654,968	2,665,654,968	1,682,616,000	983,038,968	1,682,616,000	0	


Hora  
 Fecha  
 Recibido  
 Municipalidad



Juan Manuel Bernal F.  
 Contador



Lic. Lidia Azcano  
 Directora de Adm. y Finanzas



Lic. Rubén A. Rojas F.  
 Intendente Municipal  
 Hernandarias

80000000


EJECUCIÓN PRESUPUESTARIA DE GASTOS 2017

Entidad: 30 155 Municipalidad de Hernandarias  
 Tipo de Presupuesto: Consolidado  
 Programa: Consolidado  
 Sub Programa: Consolidado  
 Periodo: Del 1 de enero al 31 de Diciembre 2017


Anexo B-06-07

Grupo	SubGr	Objg	ObjE	F.F.	O.F.	DEP	Conceptos	Presupuesto 2.017			PLAN FINANCIERO	OBLIGADO	SALDO PRESUPUEST	PAGADO	OBLIGACION PENDIENTE DE PAGO
								Inicial	Modif.	Vigente					
	849			30	001	10	Otras Transf. Corrientes (OPACI)	300,000,000	1,000,000	301,000,000	301,000,000	300,601,900	398,100	257,111,900	43,490,000
900							OTROS GASTOS	315,000,000	2,060,000,000	2,375,000,000	2,375,000,000	2,351,188,979	23,811,021	2,228,928,536	122,260,443
	910			30	001	10	Pago de Imp., Tasas y G. Jud.	300,000,000	1,350,000,000	1,650,000,000	1,650,000,000	1,647,253,979	2,746,021	1,564,993,536	82,260,443
	920			30	001	10	Devoluc. de Impuestos y Otros	15,000,000	0	15,000,000	15,000,000	2,033,000	12,967,000	2,033,000	0
	960			30	001	10	Deudas Pend . Pago - Gto. Corr.	0	635,000,000	635,000,000	635,000,000	626,934,700	8,065,300	586,934,700	40,000,000
	960			30	003	10	Deudas Pend . Pago - Gto. Corr.	0	0	0	0	0	0	0	0
	960			30	011	10	Deudas Pend . Pago - Gto. Corr.	0	75,000,000	75,000,000	75,000,000	74,967,300	32,700	74,967,300	0
							GASTOS DE CAPITAL	5,189,521,412	14,824,709,013	23,514,230,425	23,514,230,425	16,060,282,780	7,453,947,645	15,733,700,065	326,582,715
500							INVERSION FISICA	5,189,521,412	12,726,847,376	17,916,368,788	17,916,368,788	10,993,514,901	6,922,853,887	10,669,725,288	323,789,633
	510			30	011	10	Adquisición de Inmuebles		1,110,000,000	1,110,000,000	1,110,000,000	863,000,000	247,000,000	863,000,000	0
	520			30	001	10	Construcciones	3,929,521,412	-3,371,036,580	558,484,832	558,484,832	0	558,484,832	0	0
	520			30	003	10	Construcciones		5,663,999,956	5,663,999,956	5,663,999,956	3,350,430,803	2,313,569,153	3,273,596,376	76,834,427
	520			30	009	10	Construcciones		809,684,000	809,684,000	809,684,000	629,470,300	180,213,700	597,996,785	31,473,515
	520			30	011	10	Construcciones		5,644,000,000	5,644,000,000	5,644,000,000	4,355,233,818	1,288,766,182	4,139,752,127	215,481,691
	530			30	001	10	Adq. De Maquinarias, Eq. y H. M.	1,260,000,000	0	1,260,000,000	1,260,000,000	10,000,000	1,250,000,000	10,000,000	0
	530			30	009	10	Adq. De Maquinarias, Eq. y H. M.	0	4,500,000	4,500,000	4,500,000	0	4,500,000	0	0
	530			30	011	10	Adq. De Maquinarias, Eq. y H. M.	0	1,753,000,000	1,753,000,000	1,753,000,000	843,990,000	909,010,000	843,990,000	0
	540			30	003	10	Adq. de Eq. de Oficina y Computac.	0	500,000,000	500,000,000	500,000,000	482,590,500	17,409,500	482,590,500	0
	540			30	011	10	Adq. de Eq. de Oficina y Computac.	0	157,000,000	157,000,000	157,000,000	157,000,000	0	157,000,000	0
	540			30	009	10	Adq. de Eq. de Oficina y Computac.	0	5,700,000	5,700,000	5,700,000	1,799,480	3,900,520	1,799,480	0
	570			30	011	10	Adquisición de Activos Intang.	0	150,000,000	150,000,000	150,000,000	0	150,000,000	0	0
	590			30	001	10	Otros Gastos Inv. y Reparac. Mayor	0	0	0	0	0	0	0	0
	590			30	011	10	Otros Gastos Inv. y Reparac. Mayor	0	300,000,000	300,000,000	300,000,000	300,000,000	0	300,000,000	0
700							SERVIC. DE LA DEUDA PUBLICA	3,500,000,000	0	3,500,000,000	3,500,000,000	3,007,661,336	492,338,664	3,007,661,336	0
	730			30	001	10	Amortizac. De la Deuda Pub. Interna	3,500,000,000	0	3,500,000,000	3,500,000,000	3,007,661,336	492,338,664	3,007,661,336	0
							OTROS GASTOS	0	2,097,861,637	2,097,861,637	2,097,861,637	2,059,106,543	38,755,094	2,056,313,461	2,793,082
				30	003	10	Deudas Pend . Pago - Gto. Capital	0	55,861,637	55,861,637	55,861,637	55,861,637	0	53,068,555	2,793,082
				30	011	10	Deudas Pend . Pago - Gto. Capital	0	2,042,000,000	2,042,000,000	2,042,000,000	2,003,244,906	38,755,094	2,003,244,906	0

Hora.....  
 Fecha.....  
 Recibido  
 Municipalidad



Contador  
 Lic. Rubén A. Rojas F.  
 Intendente Municipal  
 Hernandarias



Lic. Rubén A. Rojas F.  
 Intendente Municipal  
 Hernandarias

60000000