
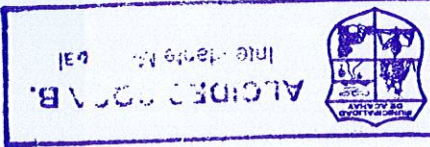
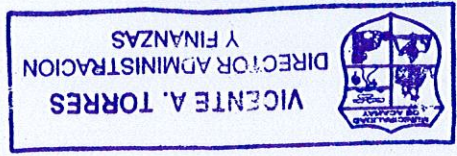


CÓDIGO	Sub Grupos	Origen	F.F.	O.F.	DESCRIPCIÓN	PRESUPUESTO	MODIFICACIONES	PRESUPUESTO	PRESUPUESTO	MAYO	JUNIO	JULIO	AGOSTO	CUATRIMESTRE VENCIDO	TOTAL OBLIGADO	PRESUPUESTARIO	SALDO	TOTAL PAGADO	OBLIGACIONES PENDIENTES DE PAGO	
						INICIAL		VIGENTE												
					TOTAL DE GASTOS	1.652.213,236	15.685.558	1.667.898.794	210.620.057	146.521.799	72.810.076	207.335.786	0	72.810.076	637.287.718	930.611.076	637.287.718	0	0	
					GASTOS CORRIENTES	543.414.066	2.023.000	545.437.066	0	72.810.076	75.000.000	220.620.152	324.816.914	220.620.152	220.620.152	220.620.152	0	0	0	
200					SERVICIOS NO PERSONALES	0	0	0	0	0	0	0	0	0	0	0	0	0	0	
260					Servicios Técnicos y Profesionales	0	0	0	0	0	0	0	0	0	0	0	0	0	0	
260	30				Servicios Técnicos y Profesionales	0	0	0	0	0	0	0	0	0	0	0	0	0	0	
270					Servicio Social	0	0	0	0	0	0	0	0	0	0	0	0	0	0	
270	30				Servicio Social	0	0	0	0	0	0	0	0	0	0	0	0	0	0	
300					BIENES DE CONSUMO	77.744.995	0	77.744.995	0	0	0	0	0	0	0	0	0	0	0	0
340					Bienes de Consumo e Insumos	77.744.995	0	77.744.995	0	0	0	0	0	0	0	0	0	0	0	0
340	30				Bienes de Consumo e Insumos	77.744.995	0	77.744.995	0	0	0	0	0	0	0	0	0	0	0	0
800					TRANSFERENCIAS	465.669.071	2.023.000	467.692.071	0	72.810.076	75.000.000	220.620.152	247.071.919	220.620.152	220.620.152	220.620.152	220.620.152	0	0	0
800					TRANSFERENCIAS	465.669.071	2.023.000	467.692.071	0	72.810.076	75.000.000	220.620.152	247.071.919	220.620.152	220.620.152	220.620.152	220.620.152	0	0	0
840					Transferencias Corrientes al Sector	465.669.071	2.023.000	467.692.071	0	72.810.076	75.000.000	220.620.152	247.071.919	220.620.152	220.620.152	220.620.152	220.620.152	0	0	0
840	001				Nutricional en las Escuelas Publicas	465.669.071	2.023.000	467.692.071	0	72.810.076	75.000.000	220.620.152	247.071.919	220.620.152	220.620.152	220.620.152	220.620.152	0	0	0
500					GASTOS DE CAPITAL	1.008.799.170	13.662.558	1.022.461.728	210.620.057	73.711.723	132.335.786	416.667.566	605.794.162	416.667.566	416.667.566	416.667.566	416.667.566	0	0	0
500					INVERSION FÍSICA	1.008.799.170	13.662.558	1.022.461.728	210.620.057	73.711.723	132.335.786	416.667.566	605.794.162	416.667.566	416.667.566	416.667.566	416.667.566	0	0	0
500					CONSTRUCCIONES	1.008.799.170	13.662.558	1.022.461.728	210.620.057	73.711.723	132.335.786	416.667.566	605.794.162	416.667.566	416.667.566	416.667.566	416.667.566	0	0	0
500	520				CONSTRUCCIONES	1.008.799.170	13.662.558	1.022.461.728	210.620.057	73.711.723	132.335.786	416.667.566	605.794.162	416.667.566	416.667.566	416.667.566	416.667.566	0	0	0
540					Adquisición de Muebles y Enseres	232.684.052	0	232.684.052	0	0	0	0	0	0	0	0	0	0	0	0
540	30				Adquisición de Muebles y Enseres	232.684.052	0	232.684.052	0	0	0	0	0	0	0	0	0	0	0	0
540	30				CONSTRUCCIONES	232.684.052	0	232.684.052	0	0	0	0	0	0	0	0	0	0	0	0

Intendente Municipal  
Sr. Alcides Sosa Báez

Director Administración y  
Lic. Vicente Anibal Torres

Contador  
C.P.N. Walberto Julián Florentín



Contador Público  
Walberto Florentín  
RUC. 3585681-5

